





J.H. BOEJERYD
Evaluation of Instruction Program Report
 19F: ECON 41 DIS 3F: STATS-ECONOMISTS
 No. of responses = 4
 Enrollment = 19
 Response Rate = 21.05%

1. Background Information:

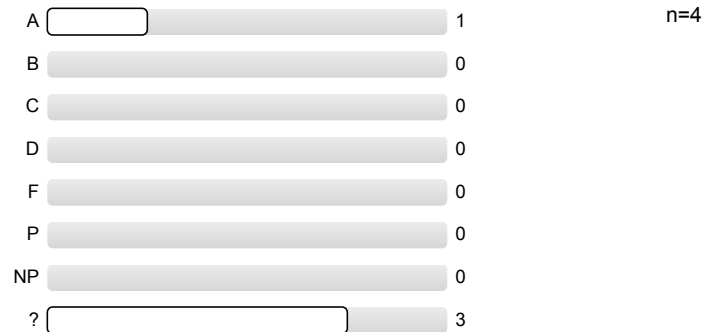
1.1) Year in School:




1.2) UCLA GPA:



1.3) Expected Grade:




1.4) What requirements does this course fulfill?




2. Preliminary Questions:


2.1) Approximately how many times did you attend the assigned section?



2.2) If you primarily attended a section that is not assigned to you, what was your primary reason for doing so?

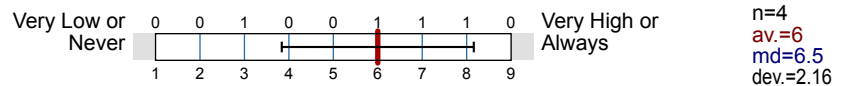


2.3) You saw the TA of the assigned section attending lectures.

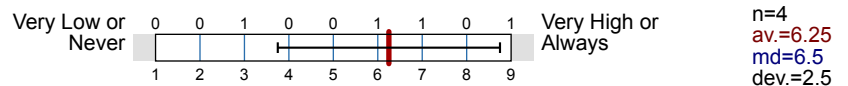


3. To What Extent Do You Feel That:

3.1) Teaching Assistant Knowledge - The T.A. was knowledgeable about the material.



3.2) Teaching Assistant Concern - The T.A. was concerned about student learning.

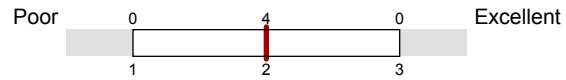


3.3)	Organization - Section presentations were well prepared and organized.	Very Low or Never	0 0 1 0 1 1 0 0 1 1 2 3 4 5 6 7 8 9	Very High or Always	n=4 av.=5.75 md=5.5 dev.=2.5
3.4)	Scope - The teaching assistant expanded on course ideas.	Very Low or Never	0 0 1 0 0 2 0 1 0 1 2 3 4 5 6 7 8 9	Very High or Always	n=4 av.=5.75 md=6 dev.=2.06
3.5)	Interaction - Students felt welcome in seeking help in or outside of the class.	Very Low or Never	0 0 1 0 0 1 0 1 1 1 2 3 4 5 6 7 8 9	Very High or Always	n=4 av.=6.5 md=7 dev.=2.65
3.6)	Communication Skills - The teaching assistant had good communication skills.	Very Low or Never	0 0 0 1 0 1 1 0 1 1 2 3 4 5 6 7 8 9	Very High or Always	n=4 av.=6.5 md=6.5 dev.=2.08
3.7)	Value - The overall value of the sections justified your time and effort.	Very Low or Never	0 0 1 0 0 2 1 0 0 1 2 3 4 5 6 7 8 9	Very High or Always	n=4 av.=5.5 md=6 dev.=1.73
3.8)	Overall - What is your overall rating of the teaching assistant?	Very Low or Never	0 0 1 0 0 1 1 1 0 1 2 3 4 5 6 7 8 9	Very High or Always	n=4 av.=6 md=6.5 dev.=2.16

4. Your View of Section Characteristics:

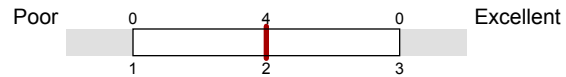
4.1)	Difficulty (relative to other courses)	Low	0 4 0 1 2 3	High	n=4 av.=2 md=2 dev.=0
4.2)	Workload/pace was	Too Slow	0 4 0 1 2 3	Too Much	n=4 av.=2 md=2 dev.=0
4.3)	Integration of section with course was	Poor	0 4 0 1 2 3	Excellent	n=4 av.=2 md=2 dev.=0
4.4)	Texts, required readings	Poor	1 3 0 1 2 3	Excellent	n=4 av.=1.75 md=2 dev.=0.5

4.5) Homework assignments



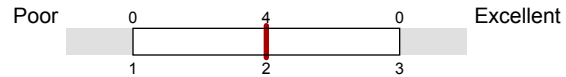
n=4
av.=2
md=2
dev.=0

4.6) Graded materials, examinations



n=4
av.=2
md=2
dev.=0

4.7) Lecture presentations



n=4
av.=2
md=2
dev.=0

4.8) Class discussions



n=4
av.=2
md=2
dev.=0

5. Comments:

5.1) Please identify what you perceive to be the real strengths and weaknesses of this teaching assistant and course.

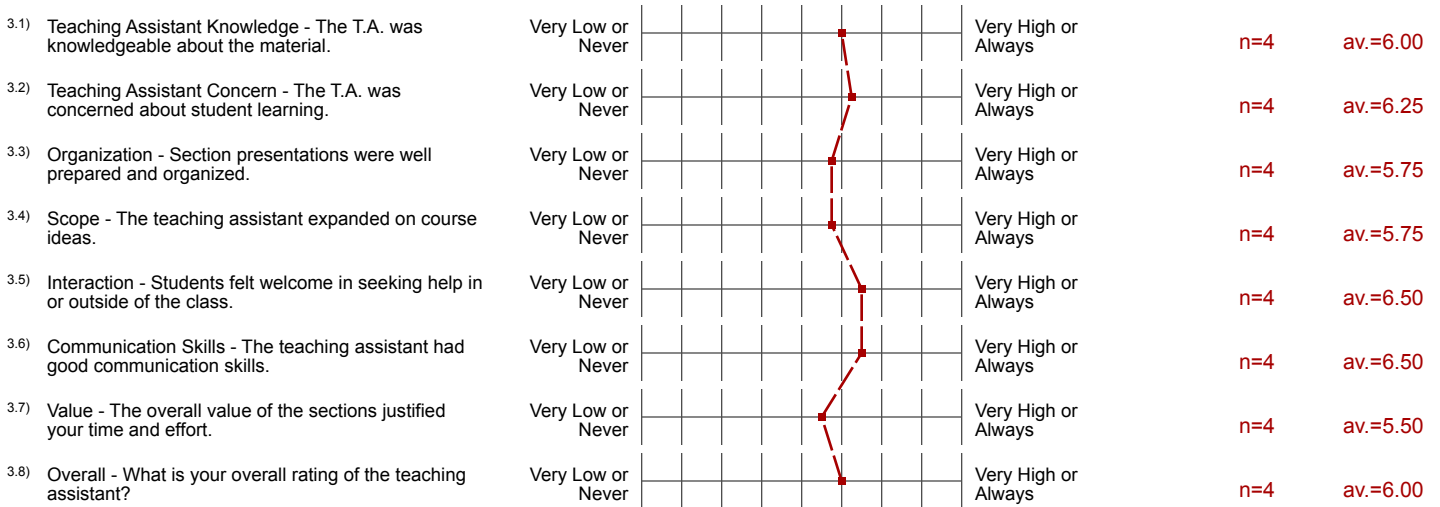
- He is very knowledgeable.
- He was friendly and always tried to accommodate the schedules of his students. His explanations of problems were pretty good, although I felt that sometimes the problems selected were not the most relevant to our homework and tests. Granted, I think that part is mostly out of his control. No complaints.

Profile

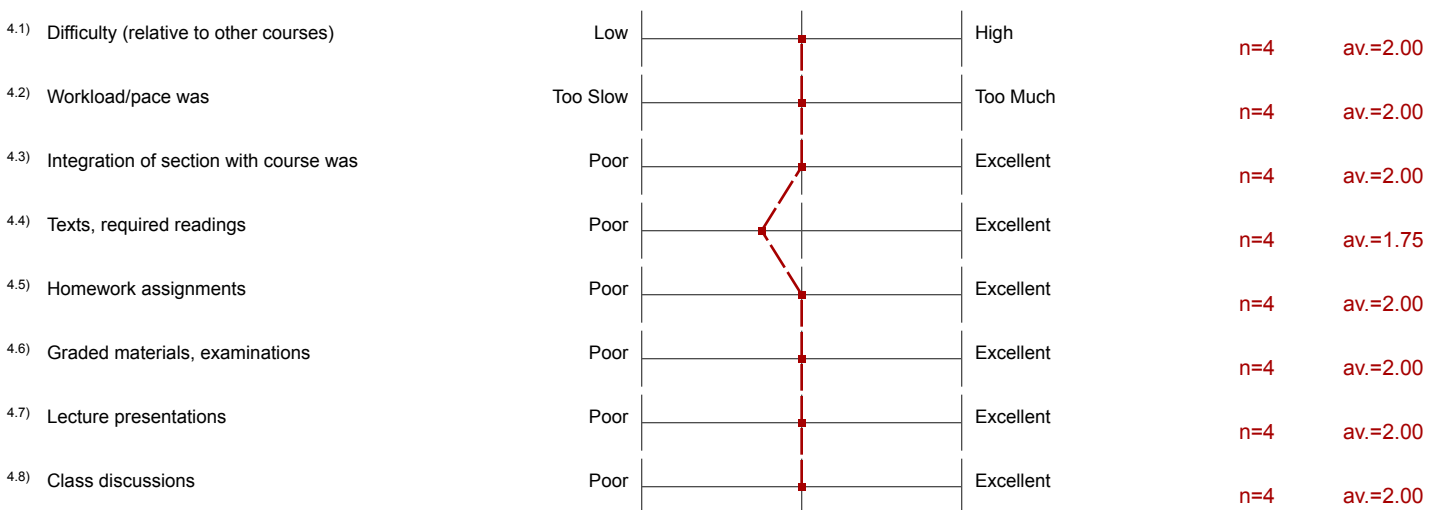
Subunit: **ECON**
 Name of the instructor: **J.H. BOEJERYD**
 Name of the course: **19F: ECON 41 DIS 3F: STATS-ECONOMISTS**
 (Name of the survey)

Values used in the profile line: Mean

3. To What Extent Do You Feel That:



4. Your View of Section Characteristics:







J.H. BOEJERYD
Evaluation of Instruction Program Report
 19F: ECON 41 DIS 3D: STATS-ECONOMISTS
 No. of responses = 6
 Enrollment = 13
 Response Rate = 46.15%

1. Background Information:

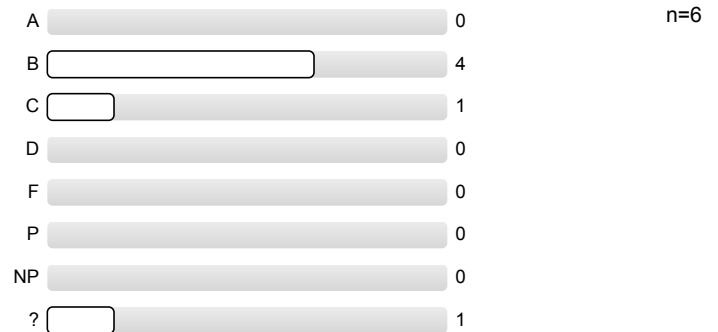
1.1) Year in School:




1.2) UCLA GPA:



1.3) Expected Grade:




1.4) What requirements does this course fulfill?




2. Preliminary Questions:

2.1) Approximately how many times did you attend the assigned section?



2.2) If you primarily attended a section that is not assigned to you, what was your primary reason for doing so?

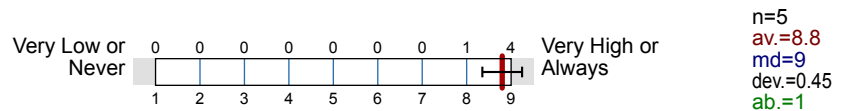


2.3) You saw the TA of the assigned section attending lectures.

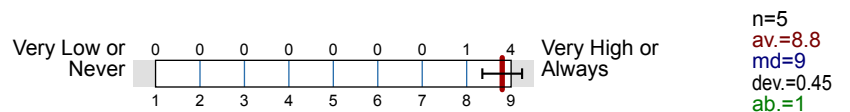


3. To What Extent Do You Feel That:

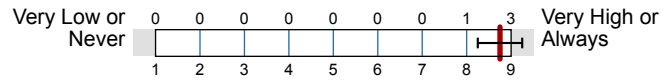
3.1) Teaching Assistant Knowledge - The T.A. was knowledgeable about the material.



3.2) Teaching Assistant Concern - The T.A. was concerned about student learning.

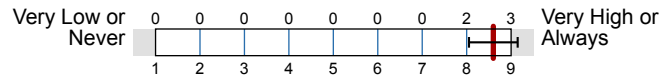


3.3) Organization - Section presentations were well prepared and organized.



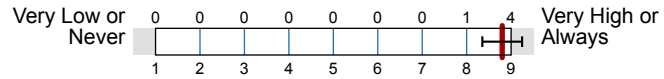
n=4
av.=8.75
md=9
dev.=0.55
ab.=1

3.4) Scope - The teaching assistant expanded on course ideas.



n=5
av.=8.6
md=9
dev.=0.55
ab.=1

3.5) Interaction - Students felt welcome in seeking help in or outside of the class.



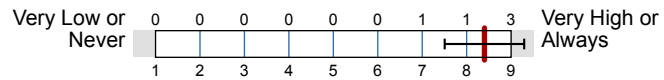
n=5
av.=8.8
md=9
dev.=0.45
ab.=1

3.6) Communication Skills - The teaching assistant had good communication skills.



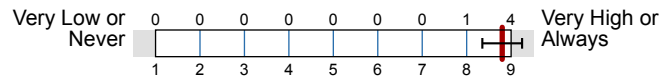
n=5
av.=8.8
md=9
dev.=0.45
ab.=1

3.7) Value - The overall value of the sections justified your time and effort.



n=5
av.=8.4
md=9
dev.=0.89
ab.=1

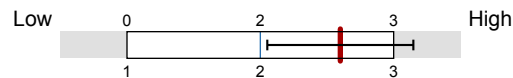
3.8) Overall - What is your overall rating of the teaching assistant?



n=5
av.=8.8
md=9
dev.=0.45
ab.=1

4. Your View of Section Characteristics:

4.1) Difficulty (relative to other courses)



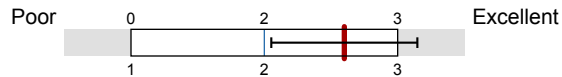
n=5
av.=2.6
md=3
dev.=0.55
ab.=1

4.2) Workload/pace was



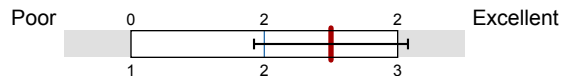
n=5
av.=2.4
md=2
dev.=0.55
ab.=1

4.3) Integration of section with course was



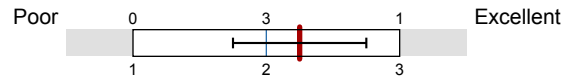
n=5
av.=2.6
md=3
dev.=0.55
ab.=1

4.4) Texts, required readings



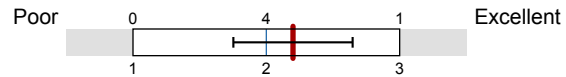
n=4
av.=2.5
md=2.5
dev.=0.58
ab.=2

4.5) Homework assignments



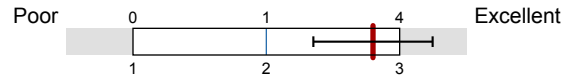
n=4
 av.=2.25
 md=2
 dev.=0.5
 ab.=2

4.6) Graded materials, examinations



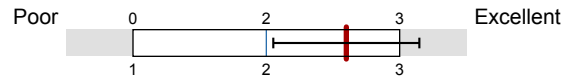
n=5
 av.=2.2
 md=2
 dev.=0.45
 ab.=1

4.7) Lecture presentations



n=5
 av.=2.8
 md=3
 dev.=0.45
 ab.=1

4.8) Class discussions



n=5
 av.=2.6
 md=3
 dev.=0.55
 ab.=1

5. Comments:

5.1) Please identify what you perceive to be the real strengths and weaknesses of this teaching assistant and course.

- Great TA overall.
- The TA is always willing to help out students and knowledgeable on the material.
- Though I was only able to attend my assigned section once as it conflicted with another lecture, I have heard many good things from my friends and often learned from their discussion notes from this TA. He's very competent and thorough and explains things in a way that makes it easier for us to grasp.

Profile

Subunit: **ECON**
 Name of the instructor: **J.H. BOEJERYD**
 Name of the course: **19F: ECON 41 DIS 3D: STATS-ECONOMISTS**
 (Name of the survey)

Values used in the profile line: Mean

3. To What Extent Do You Feel That:

3.1) Teaching Assistant Knowledge - The T.A. was knowledgeable about the material.	Very Low or Never									Very High or Always	n=5	av.=8.80
3.2) Teaching Assistant Concern - The T.A. was concerned about student learning.	Very Low or Never									Very High or Always	n=5	av.=8.80
3.3) Organization - Section presentations were well prepared and organized.	Very Low or Never									Very High or Always	n=4	av.=8.75
3.4) Scope - The teaching assistant expanded on course ideas.	Very Low or Never									Very High or Always	n=5	av.=8.60
3.5) Interaction - Students felt welcome in seeking help in or outside of the class.	Very Low or Never									Very High or Always	n=5	av.=8.80
3.6) Communication Skills - The teaching assistant had good communication skills.	Very Low or Never									Very High or Always	n=5	av.=8.80
3.7) Value - The overall value of the sections justified your time and effort.	Very Low or Never									Very High or Always	n=5	av.=8.40
3.8) Overall - What is your overall rating of the teaching assistant?	Very Low or Never									Very High or Always	n=5	av.=8.80

4. Your View of Section Characteristics:

4.1) Difficulty (relative to other courses)	Low									High	n=5	av.=2.60
4.2) Workload/pace was	Too Slow									Too Much	n=5	av.=2.40
4.3) Integration of section with course was	Poor									Excellent	n=5	av.=2.60
4.4) Texts, required readings	Poor									Excellent	n=4	av.=2.50
4.5) Homework assignments	Poor									Excellent	n=4	av.=2.25
4.6) Graded materials, examinations	Poor									Excellent	n=5	av.=2.20
4.7) Lecture presentations	Poor									Excellent	n=5	av.=2.80
4.8) Class discussions	Poor									Excellent	n=5	av.=2.60