




J.H. BOEJERYD
Evaluation of Instruction Program Report
 20S: ECON 106ML LAB 1A: FIN MKT FIN INT LAB
 No. of responses = 3
 Enrollment = 20
 Response Rate = 15%

1. Background Information:

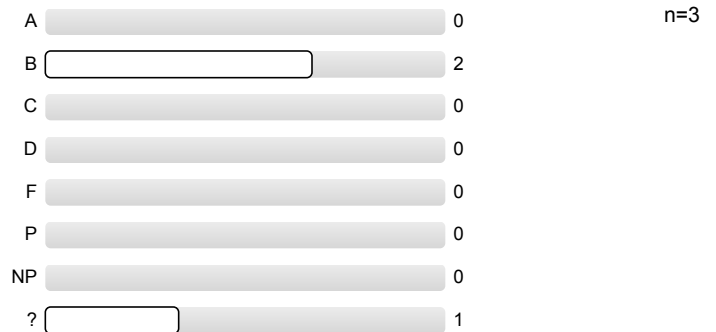
1.1) Year in School:




1.2) UCLA GPA:



1.3) Expected Grade:




1.4) What requirements does this course fulfill?




2. Preliminary Questions:

2.1) Approximately how many times did you attend the section?

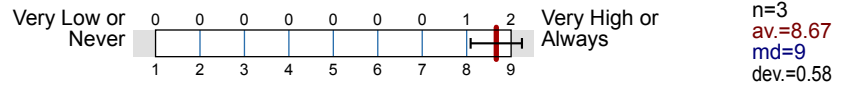


2.2) You saw the teaching assistant attending lectures.

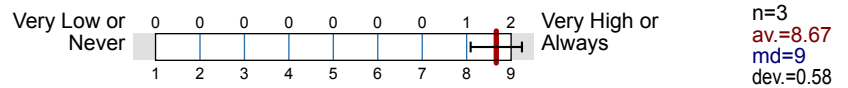


3. To What Extent Do You Feel That:

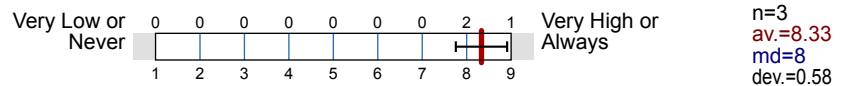
3.1) Teaching Assistant Knowledge - The T.A. was knowledgeable about the material.



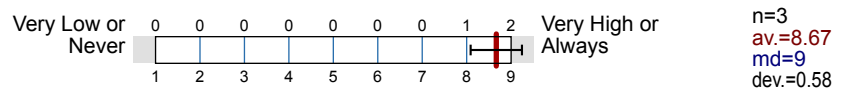
3.2) Teaching Assistant Concern - The T.A. was concerned about student learning.



3.3) Organization - Section presentations were well prepared and organized.



3.4) Scope - The teaching assistant expanded on course ideas.



3.5) Interaction - Students felt welcome in seeking help in or outside of the class.

Very Low or Never 1 2 3 4 5 6 7 8 9 Very High or Always

n=3
av.=9
md=9
dev.=0

3.6) Communication Skills - The teaching assistant had good communication skills.

Very Low or Never 1 2 3 4 5 6 7 8 9 Very High or Always

n=3
av.=9
md=9
dev.=0

3.7) Presentation - Your presentation or your group's presentation benefited from the help of the teaching assistant.

Very Low or Never 1 2 3 4 5 6 7 8 9 Very High or Always

n=3
av.=9
md=9
dev.=0

3.8) Data Analysis - The teaching assistant helped you develop data analysis skills.

Very Low or Never 1 2 3 4 5 6 7 8 9 Very High or Always

n=3
av.=8.67
md=9
dev.=0.58

3.9) Value - The overall value of the sections justified your time and effort.

Very Low or Never 1 2 3 4 5 6 7 8 9 Very High or Always

n=3
av.=9
md=9
dev.=0

3.10) Overall - What is your overall rating of the teaching assistant?

Very Low or Never 1 2 3 4 5 6 7 8 9 Very High or Always

n=3
av.=8.67
md=9
dev.=0.58

4. Your View of Section Characteristics:

4.1) Difficulty (relative to other courses)

Low 1 2 3 High

n=3
av.=2.33
md=2
dev.=0.58

4.2) Workload/pace was

Too Slow 1 2 3 Too Much

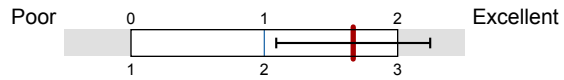
n=3
av.=2.33
md=2
dev.=0.58

4.3) Integration of section with course was

Poor 1 2 3 Excellent

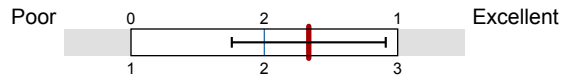
n=3
av.=2.33
md=3
dev.=0.58

4.4) Texts, required readings



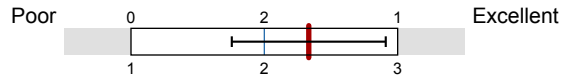
n=3
 av.=2.67
 md=3
 dev.=0.58

4.5) Homework assignments



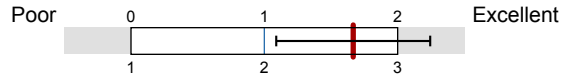
n=3
 av.=2.33
 md=2
 dev.=0.58

4.6) Graded materials, examinations



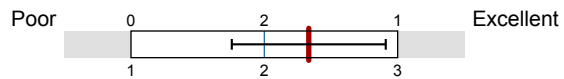
n=3
 av.=2.33
 md=2
 dev.=0.58

4.7) Lecture presentations



n=3
 av.=2.67
 md=3
 dev.=0.58

4.8) Class discussions



n=3
 av.=2.33
 md=2
 dev.=0.58

5. Comments:

5.1) Please identify what you perceive to be the real strengths and weaknesses of this teaching assistant and course.

- Always involved for student knowledge.
- Jesper is reachable even when he doesn't have office hours that day.
 The fact that he's flexible allows us to seek help at times that work for us.
 Besides, Jesper is so helpful in giving term paper suggestions surrounding the topic I wanted to address.

Profile

Subunit: **ECON**
 Name of the instructor: **J.H. BOEJERYD**
 Name of the course: **20S: ECON 106ML LAB 1A: FIN MKT FIN INT LAB**
 (Name of the survey)

Values used in the profile line: Mean

3. To What Extent Do You Feel That:

3.1) Teaching Assistant Knowledge - The T.A. was knowledgeable about the material.	Very Low or Never									Very High or Always	n=3	av.=8.67
3.2) Teaching Assistant Concern - The T.A. was concerned about student learning.	Very Low or Never									Very High or Always	n=3	av.=8.67
3.3) Organization - Section presentations were well prepared and organized.	Very Low or Never									Very High or Always	n=3	av.=8.33
3.4) Scope - The teaching assistant expanded on course ideas.	Very Low or Never									Very High or Always	n=3	av.=8.67
3.5) Interaction - Students felt welcome in seeking help in or outside of the class.	Very Low or Never									Very High or Always	n=3	av.=9.00
3.6) Communication Skills - The teaching assistant had good communication skills.	Very Low or Never									Very High or Always	n=3	av.=9.00
3.7) Presentation - Your presentation or your group's presentation benefited from the help of the teaching assistant.	Very Low or Never									Very High or Always	n=3	av.=9.00
3.8) Data Analysis - The teaching assistant helped you develop data analysis skills.	Very Low or Never									Very High or Always	n=3	av.=8.67
3.9) Value - The overall value of the sections justified your time and effort.	Very Low or Never									Very High or Always	n=3	av.=9.00
3.10) Overall - What is your overall rating of the teaching assistant?	Very Low or Never									Very High or Always	n=3	av.=8.67

4. Your View of Section Characteristics:


4.1) Difficulty (relative to other courses)	Low									High	n=3	av.=2.33
4.2) Workload/pace was	Too Slow									Too Much	n=3	av.=2.33
4.3) Integration of section with course was	Poor									Excellent	n=3	av.=2.67
4.4) Texts, required readings	Poor									Excellent	n=3	av.=2.67
4.5) Homework assignments	Poor									Excellent	n=3	av.=2.33
4.6) Graded materials, examinations	Poor									Excellent	n=3	av.=2.33
4.7) Lecture presentations	Poor									Excellent	n=3	av.=2.67
4.8) Class discussions	Poor									Excellent	n=3	av.=2.33




J.H. BOEJERYD
Evaluation of Instruction Program Report
 20S: ECON 106ML LAB 1B: FIN MKT FIN INT LAB
 No. of responses = 2
 Enrollment = 10
 Response Rate = 20%

1. Background Information:


1.1) Year in School:




1.2) UCLA GPA:



1.3) Expected Grade:




1.4) What requirements does this course fulfill?




2. Preliminary Questions:

2.1) Approximately how many times did you attend the section?

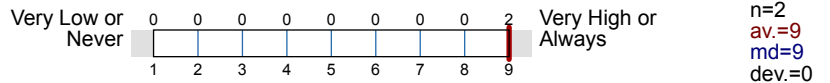


2.2) You saw the teaching assistant attending lectures.

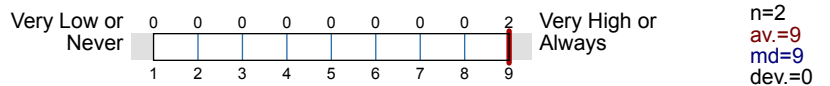


3. To What Extent Do You Feel That:

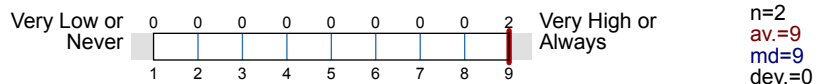
3.1) Teaching Assistant Knowledge - The T.A. was knowledgeable about the material.



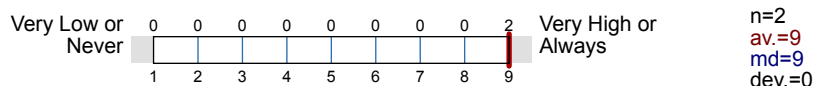
3.2) Teaching Assistant Concern - The T.A. was concerned about student learning.



3.3) Organization - Section presentations were well prepared and organized.



3.4) Scope - The teaching assistant expanded on course ideas.



3.5) Interaction - Students felt welcome in seeking help in or outside of the class.

Very Low or Never 1 2 3 4 5 6 7 8 9 Very High or Always

n=2
av.=9
md=9
dev.=0

3.6) Communication Skills - The teaching assistant had good communication skills.

Very Low or Never 1 2 3 4 5 6 7 8 9 Very High or Always

n=2
av.=9
md=9
dev.=0

3.7) Presentation - Your presentation or your group's presentation benefited from the help of the teaching assistant.

Very Low or Never 1 2 3 4 5 6 7 8 9 Very High or Always

n=1
av.=9
md=9
dev.=0
ab.=1

3.8) Data Analysis - The teaching assistant helped you develop data analysis skills.

Very Low or Never 1 2 3 4 5 6 7 8 9 Very High or Always

n=1
av.=9
md=9
dev.=0
ab.=1

3.9) Value - The overall value of the sections justified your time and effort.

Very Low or Never 1 2 3 4 5 6 7 8 9 Very High or Always

n=2
av.=9
md=9
dev.=0

3.10) Overall - What is your overall rating of the teaching assistant?

Very Low or Never 1 2 3 4 5 6 7 8 9 Very High or Always

n=2
av.=9
md=9
dev.=0

4. Your View of Section Characteristics:

4.1) Difficulty (relative to other courses)

Low 1 2 3 High

n=2
av.=2
md=2
dev.=0

4.2) Workload/pace was

Too Slow 1 2 3 Too Much

n=2
av.=2
md=2
dev.=0

4.3) Integration of section with course was

Poor 1 2 3 Excellent

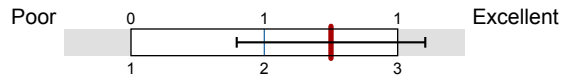
n=2
av.=3
md=3
dev.=0

4.4) Texts, required readings



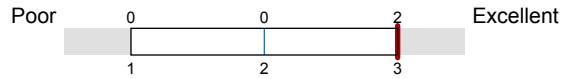
n=2
av.=2.5
md=2.5
dev.=0.71

4.5) Homework assignments



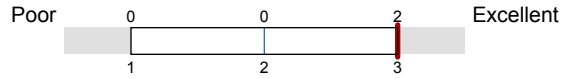
n=2
av.=2.5
md=2.5
dev.=0.71

4.6) Graded materials, examinations



n=2
av.=3
md=3
dev.=0

4.7) Lecture presentations



n=2
av.=3
md=3
dev.=0

4.8) Class discussions



n=1
av.=3
md=3
dev.=0
ab.=1

5. Comments:

5.1) Please identify what you perceive to be the real strengths and weaknesses of this teaching assistant and course.

No responses were submitted for this question.

Profile

Subunit: **ECON**
 Name of the instructor: **J.H. BOEJERYD**
 Name of the course: **20S: ECON 106ML LAB 1B: FIN MKT FIN INT LAB**
 (Name of the survey)

Values used in the profile line: Mean

3. To What Extent Do You Feel That:

3.1) Teaching Assistant Knowledge - The T.A. was knowledgeable about the material.	Very Low or Never									Very High or Always	n=2	av.=9.00
3.2) Teaching Assistant Concern - The T.A. was concerned about student learning.	Very Low or Never									Very High or Always	n=2	av.=9.00
3.3) Organization - Section presentations were well prepared and organized.	Very Low or Never									Very High or Always	n=2	av.=9.00
3.4) Scope - The teaching assistant expanded on course ideas.	Very Low or Never									Very High or Always	n=2	av.=9.00
3.5) Interaction - Students felt welcome in seeking help in or outside of the class.	Very Low or Never									Very High or Always	n=2	av.=9.00
3.6) Communication Skills - The teaching assistant had good communication skills.	Very Low or Never									Very High or Always	n=2	av.=9.00
3.7) Presentation - Your presentation or your group's presentation benefited from the help of the teaching assistant.	Very Low or Never									Very High or Always	n=1	av.=9.00
3.8) Data Analysis - The teaching assistant helped you develop data analysis skills.	Very Low or Never									Very High or Always	n=1	av.=9.00
3.9) Value - The overall value of the sections justified your time and effort.	Very Low or Never									Very High or Always	n=2	av.=9.00
3.10) Overall - What is your overall rating of the teaching assistant?	Very Low or Never									Very High or Always	n=2	av.=9.00

4. Your View of Section Characteristics:

4.1) Difficulty (relative to other courses)	Low									High	n=2	av.=2.00
4.2) Workload/pace was	Too Slow									Too Much	n=2	av.=2.00
4.3) Integration of section with course was	Poor									Excellent	n=2	av.=3.00
4.4) Texts, required readings	Poor									Excellent	n=2	av.=2.50
4.5) Homework assignments	Poor									Excellent	n=2	av.=2.50
4.6) Graded materials, examinations	Poor									Excellent	n=2	av.=3.00
4.7) Lecture presentations	Poor									Excellent	n=2	av.=3.00
4.8) Class discussions	Poor									Excellent	n=1	av.=3.00