





J.H. BOEJERYD
Evaluation of Instruction Program Report
 21F: ECON 202A LEC 1: DYNAMICS&GRWTH THRY
 No. of responses = 15
 Enrollment = 23
 Response Rate = 65.22%

1. Background Information:

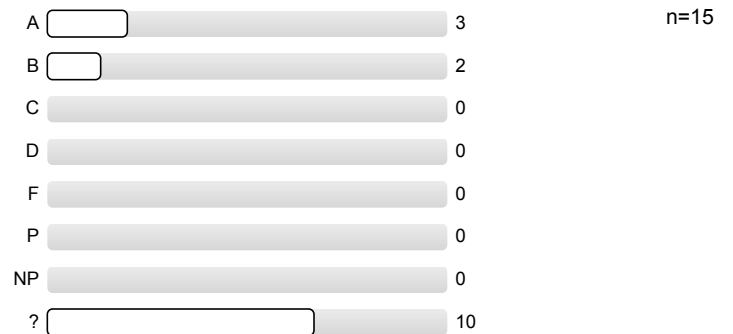
1.1) Year in School:




1.2) UCLA GPA:



1.3) Expected Grade:

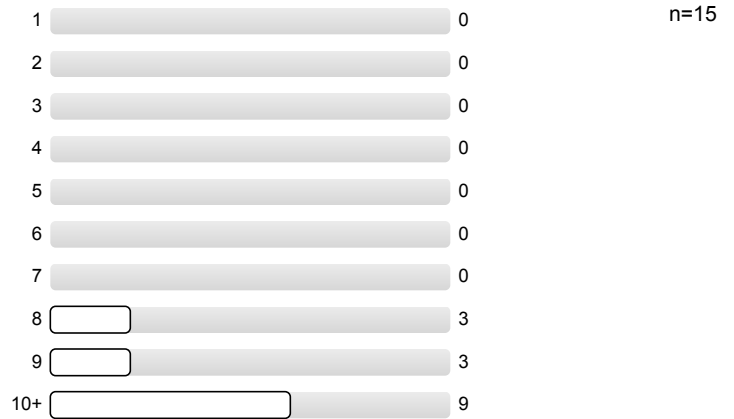


1.4) What requirements does this course fulfill?




2. Preliminary Questions:


2.1) Approximately how many times did you attend the assigned section?



2.2) If you primarily attended a section that is not assigned to you, what was your primary reason for doing so?

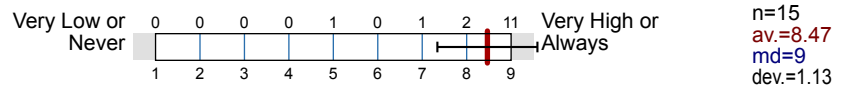


2.3) You saw the TA of the assigned section attending lectures.



3. To What Extent Do You Feel That:

3.1) Teaching Assistant Knowledge - The T.A. was knowledgeable about the material.



3.2) Teaching Assistant Concern - The T.A. was concerned about student learning.

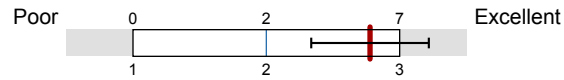


3.3)	Organization - Section presentations were well prepared and organized.		n=15 av.=8.8 md=9 dev.=0.41
3.4)	Scope - The teaching assistant expanded on course ideas.		n=15 av.=8.27 md=9 dev.=1.58
3.5)	Interaction - Students felt welcome in seeking help in or outside of the class.		n=15 av.=8.73 md=9 dev.=0.46
3.6)	Communication Skills - The teaching assistant had good communication skills.		n=15 av.=8.67 md=9 dev.=0.49
3.7)	Value - The overall value of the sections justified your time and effort.		n=15 av.=8.87 md=9 dev.=0.35
3.8)	Overall - What is your overall rating of the teaching assistant?		n=15 av.=8.73 md=9 dev.=0.46

4. Your View of Section Characteristics:

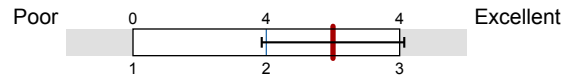
4.1)	Difficulty (relative to other courses)		n=13 av.=2.15 md=2 dev.=0.38 ab.=1
4.2)	Workload/pace was		n=13 av.=2 md=2 dev.=0 ab.=1
4.3)	Integration of section with course was		n=14 av.=2.71 md=3 dev.=0.47 ab.=1
4.4)	Texts, required readings		n=9 av.=2.33 md=2 dev.=0.5 ab.=5

4.5) Homework assignments



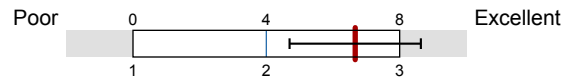
n=9
 av.=2.78
 md=3
 dev.=0.44
 ab.=5

4.6) Graded materials, examinations



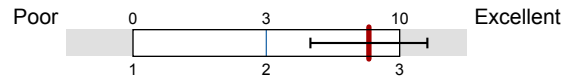
n=8
 av.=2.5
 md=2.5
 dev.=0.53
 ab.=6

4.7) Lecture presentations



n=12
 av.=2.67
 md=3
 dev.=0.49
 ab.=2

4.8) Class discussions



n=13
 av.=2.77
 md=3
 dev.=0.44
 ab.=2

5. Comments:

5.1) Please identify what you perceive to be the real strengths and weaknesses of this teaching assistant and course.

- His TA sessions were quite clear and helpful for the homework.
- I definitely thought Jesper's TA sessions were the best at helping clarify the most confusing parts of the lecture by working through example problems.
- Jesper did an excellent job in complementing the material taught in class, reviewing the main topics of the lectures, and teaching us how to solve the main practical problems of the course. He was a real value added of the course.
- Jesper is a fantastic TA. He breaks down the material into easily digestible steps and makes the overall complexity of the course much more manageable. He is also very encouraging and helpful.
- Jesper is excellent at organizing the contents of the sections. We always stick to the agenda and his notes provided the structure that I could not find in the professors' notes. He was also very responsive when we had questions.
- Jesper is the best TA. His sections are always well prepared and structured, and are very helpful to understand well the materials presented during lectures. He is always available outside class to answer emails or to organize additional recap sections whenever we need. He is also very nice and I believe there was a good chemistry between him and us fellow students.
- Jesper was extremely useful for understanding how to solve many of the models in this program. In lecture it felt like the lectures would give an overview of how models are constructed and built, but didn't get into the weeds with solving them. As such, I really appreciate that Jesper showed the work in his section for a number of the concepts (e.g. balanced growth model and log-linearization). His overview of some previous exam questions were quite helpful as well.
- Jesper's section was regularly the most valuable TA section we had each week. It was apparent he put time and thought into preparing material for each section, which made it easier to learn. My only recommendation would be for him to make the handout available for students to download prior to each section. This way, I can use it to take notes on during the lecture, thereby spending less time copying equations from the blackboard (since they're already in the handout), and more time thinking about how and why we are doing each step.

- Strong organization and work ethic. To the extent that the tutorial suffered from a lack of consistent pedagogy, it stemmed from the change in professor halfway through the course and does not reflect on Jesper.
- Very caring.
- Very organized and knowledgeable. Always presented an outline of what will be covered in section that day.

Profile

Subunit: **ECON**
 Name of the instructor: **J.H. BOEJERYD**
 Name of the course: **21F: ECON 202A LEC 1: DYNAMICS&GRWTH THRY**
 (Name of the survey)

Values used in the profile line: Mean

3. To What Extent Do You Feel That:

3.1) Teaching Assistant Knowledge - The T.A. was knowledgeable about the material.	Very Low or Never										Very High or Always	n=15	av.=8.47
3.2) Teaching Assistant Concern - The T.A. was concerned about student learning.	Very Low or Never										Very High or Always	n=15	av.=8.73
3.3) Organization - Section presentations were well prepared and organized.	Very Low or Never										Very High or Always	n=15	av.=8.80
3.4) Scope - The teaching assistant expanded on course ideas.	Very Low or Never										Very High or Always	n=15	av.=8.27
3.5) Interaction - Students felt welcome in seeking help in or outside of the class.	Very Low or Never										Very High or Always	n=15	av.=8.73
3.6) Communication Skills - The teaching assistant had good communication skills.	Very Low or Never										Very High or Always	n=15	av.=8.67
3.7) Value - The overall value of the sections justified your time and effort.	Very Low or Never										Very High or Always	n=15	av.=8.87
3.8) Overall - What is your overall rating of the teaching assistant?	Very Low or Never										Very High or Always	n=15	av.=8.73

4. Your View of Section Characteristics:

4.1) Difficulty (relative to other courses)	Low										High	n=13	av.=2.15
4.2) Workload/pace was	Too Slow										Too Much	n=13	av.=2.00
4.3) Integration of section with course was	Poor										Excellent	n=14	av.=2.71
4.4) Texts, required readings	Poor										Excellent	n=9	av.=2.33
4.5) Homework assignments	Poor										Excellent	n=9	av.=2.78
4.6) Graded materials, examinations	Poor										Excellent	n=8	av.=2.50
4.7) Lecture presentations	Poor										Excellent	n=12	av.=2.67
4.8) Class discussions	Poor										Excellent	n=13	av.=2.77