





J.H. BOEJERYD
Evaluation of Instruction Program Report
 21S: ECON 102 DIS 1D: MACRO ECON THEORY
 No. of responses = 7
 Enrollment = 25
 Response Rate = 28%

1. Background Information:


1.1) Year in School:




1.2) UCLA GPA:



1.3) Expected Grade:




1.4) What requirements does this course fulfill?




2. Preliminary Questions:


2.1) Approximately how many times did you attend the assigned section?



2.2) If you primarily attended a section that is not assigned to you, what was your primary reason for doing so?

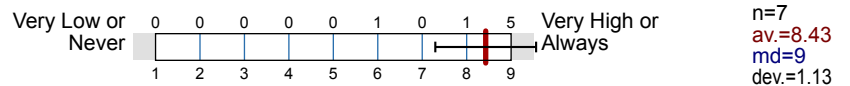


2.3) You saw the TA of the assigned section attending lectures.

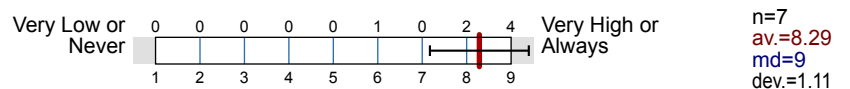


3. To What Extent Do You Feel That:

3.1) Teaching Assistant Knowledge - The T.A. was knowledgeable about the material.



3.2) Teaching Assistant Concern - The T.A. was concerned about student learning.

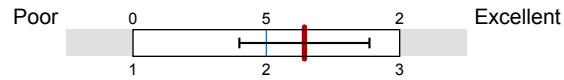


3.3)	Organization - Section presentations were well prepared and organized.		n=7 av.=8.14 md=8 dev.=1.07
3.4)	Scope - The teaching assistant expanded on course ideas.		n=6 av.=7.83 md=8.5 dev.=1.47 ab.=1
3.5)	Interaction - Students felt welcome in seeking help in or outside of the class.		n=6 av.=8 md=8.5 dev.=1.26 ab.=1
3.6)	Communication Skills - The teaching assistant had good communication skills.		n=7 av.=8.29 md=9 dev.=1.25
3.7)	Value - The overall value of the sections justified your time and effort.		n=7 av.=8 md=9 dev.=1.29
3.8)	Overall - What is your overall rating of the teaching assistant?		n=7 av.=8.29 md=9 dev.=1.11

4. Your View of Section Characteristics:

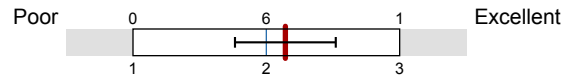
4.1)	Difficulty (relative to other courses)		n=7 av.=2.57 md=3 dev.=0.53
4.2)	Workload/pace was		n=7 av.=2 md=2 dev.=0
4.3)	Integration of section with course was		n=7 av.=2.57 md=3 dev.=0.53
4.4)	Texts, required readings		n=6 av.=2.33 md=2 dev.=0.52 ab.=1

4.5) Homework assignments



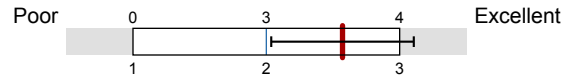
n=7
 av.=2.29
 md=2
 dev.=0.49

4.6) Graded materials, examinations



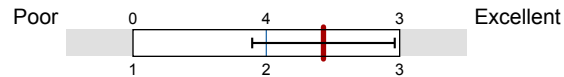
n=7
 av.=2.14
 md=2
 dev.=0.38

4.7) Lecture presentations



n=7
 av.=2.57
 md=3
 dev.=0.53

4.8) Class discussions



n=7
 av.=2.43
 md=2
 dev.=0.53

5. Comments:

5.1) Please identify what you perceive to be the real strengths and weaknesses of this teaching assistant and course.

- I enjoyed the way that the TA taught as well as the fact that they were very knowledgeable about the subject.
- I really did like this discussion, I liked the prepared questions that were worked through because they were simple and straight forward so I was able to understand even when I was struggling with the topic. I think the TA explained everything well, if anything I would have like the explanations/working through the problem to go a little slower because in some problem where there were a lot of variables, it sometime became confusing to follow all that.

Profile

Subunit: **ECON**
 Name of the instructor: **J.H. BOEJERYD**
 Name of the course: **21S: ECON 102 DIS 1D: MACRO ECON THEORY**
 (Name of the survey)

Values used in the profile line: Mean

3. To What Extent Do You Feel That:

3.1) Teaching Assistant Knowledge - The T.A. was knowledgeable about the material.	Very Low or Never									Very High or Always	n=7	av.=8.43
3.2) Teaching Assistant Concern - The T.A. was concerned about student learning.	Very Low or Never									Very High or Always	n=7	av.=8.29
3.3) Organization - Section presentations were well prepared and organized.	Very Low or Never									Very High or Always	n=7	av.=8.14
3.4) Scope - The teaching assistant expanded on course ideas.	Very Low or Never									Very High or Always	n=6	av.=7.83
3.5) Interaction - Students felt welcome in seeking help in or outside of the class.	Very Low or Never									Very High or Always	n=6	av.=8.00
3.6) Communication Skills - The teaching assistant had good communication skills.	Very Low or Never									Very High or Always	n=7	av.=8.29
3.7) Value - The overall value of the sections justified your time and effort.	Very Low or Never									Very High or Always	n=7	av.=8.00
3.8) Overall - What is your overall rating of the teaching assistant?	Very Low or Never									Very High or Always	n=7	av.=8.29

4. Your View of Section Characteristics:

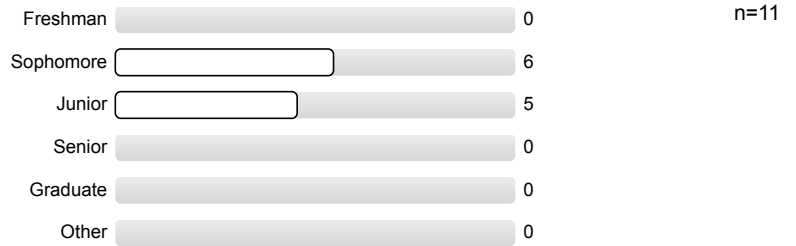
4.1) Difficulty (relative to other courses)	Low									High	n=7	av.=2.57
4.2) Workload/pace was	Too Slow									Too Much	n=7	av.=2.00
4.3) Integration of section with course was	Poor									Excellent	n=7	av.=2.57
4.4) Texts, required readings	Poor									Excellent	n=6	av.=2.33
4.5) Homework assignments	Poor									Excellent	n=7	av.=2.29
4.6) Graded materials, examinations	Poor									Excellent	n=7	av.=2.14
4.7) Lecture presentations	Poor									Excellent	n=7	av.=2.57
4.8) Class discussions	Poor									Excellent	n=7	av.=2.43




J.H. BOEJERYD
Evaluation of Instruction Program Report
 21S: ECON 102 DIS 1F: MACRO ECON THEORY
 No. of responses = 11
 Enrollment = 26
 Response Rate = 42.31%

1. Background Information:


1.1) Year in School:




1.2) UCLA GPA:



1.3) Expected Grade:




1.4) What requirements does this course fulfill?




2. Preliminary Questions:

2.1) Approximately how many times did you attend the assigned section?



2.2) If you primarily attended a section that is not assigned to you, what was your primary reason for doing so?

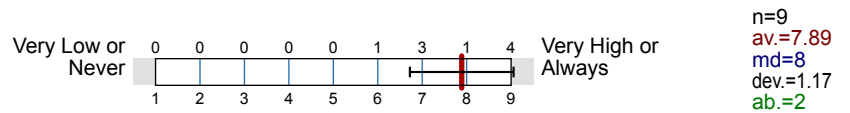


2.3) You saw the TA of the assigned section attending lectures.

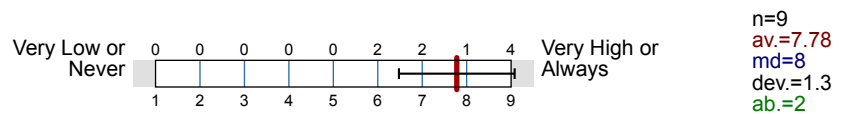


3. To What Extent Do You Feel That:

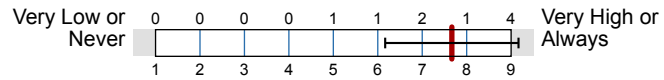
3.1) Teaching Assistant Knowledge - The T.A. was knowledgeable about the material.



3.2) Teaching Assistant Concern - The T.A. was concerned about student learning.

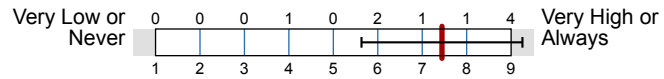


3.3) Organization - Section presentations were well prepared and organized.



n=9
av.=7.67
md=8
dev.=1.5
ab.=2

3.4) Scope - The teaching assistant expanded on course ideas.



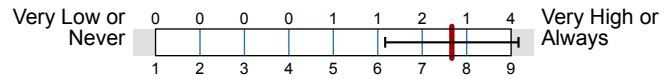
n=9
av.=7.44
md=8
dev.=1.81
ab.=2

3.5) Interaction - Students felt welcome in seeking help in or outside of the class.



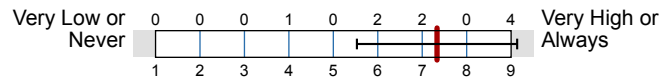
n=9
av.=7.56
md=8
dev.=1.74
ab.=2

3.6) Communication Skills - The teaching assistant had good communication skills.



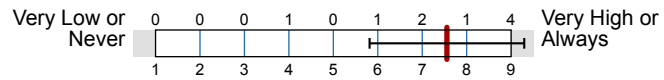
n=9
av.=7.67
md=8
dev.=1.5
ab.=2

3.7) Value - The overall value of the sections justified your time and effort.



n=9
av.=7.33
md=7
dev.=1.8
ab.=2

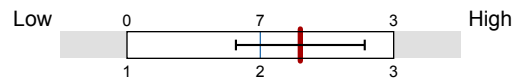
3.8) Overall - What is your overall rating of the teaching assistant?



n=9
av.=7.56
md=8
dev.=1.74
ab.=2

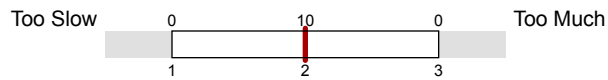
4. Your View of Section Characteristics:

4.1) Difficulty (relative to other courses)



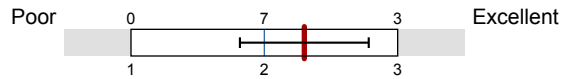
n=10
av.=2.3
md=2
dev.=0.48
ab.=1

4.2) Workload/pace was



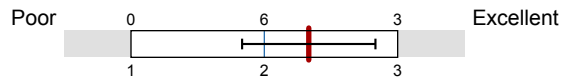
n=10
av.=2
md=2
dev.=0
ab.=1

4.3) Integration of section with course was



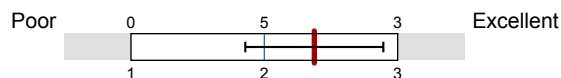
n=10
av.=2.3
md=2
dev.=0.48
ab.=1

4.4) Texts, required readings



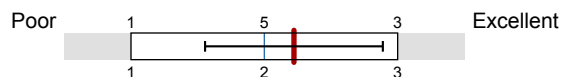
n=9
av.=2.33
md=2
dev.=0.5
ab.=2

4.5) Homework assignments



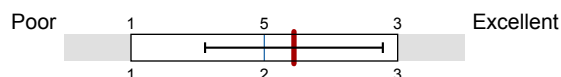
n=8
 av.=2.38
 md=2
 dev.=0.52
 ab.=2

4.6) Graded materials, examinations



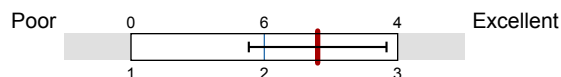
n=9
 av.=2.22
 md=2
 dev.=0.67
 ab.=2

4.7) Lecture presentations



n=9
 av.=2.22
 md=2
 dev.=0.67
 ab.=2

4.8) Class discussions



n=10
 av.=2.4
 md=2
 dev.=0.52
 ab.=1

5. Comments:

5.1) Please identify what you perceive to be the real strengths and weaknesses of this teaching assistant and course.

- I only attended section once. I found another TA more helpful .
- It felt like learning with a friend.
- Jesper was always so kind and considerate of his students. He went through all the concepts we learned in class, providing examples and explanations along the way. He was very personable which made learning more fun, and always stopped to ask us if we had any questions. He was very responsive over email if I had any questions, and I can tell he wants his students to succeed.
- The strength is his knowledge about the material, he display an excellent understanding about economics but the way he taught the material in his section is not easy to understand and messy.
- The teaching assistant had great communication skills and made learning the material much easier. I just couldn't go to his section that often because of time conflicts and inconvenient time slot of the section.
- n1ce

Profile

Subunit: **ECON**
 Name of the instructor: **J.H. BOEJERYD**
 Name of the course: **21S: ECON 102 DIS 1F: MACRO ECON THEORY**
 (Name of the survey)

Values used in the profile line: Mean

3. To What Extent Do You Feel That:

3.1) Teaching Assistant Knowledge - The T.A. was knowledgeable about the material.	Very Low or Never									Very High or Always	n=9	av.=7.89
3.2) Teaching Assistant Concern - The T.A. was concerned about student learning.	Very Low or Never									Very High or Always	n=9	av.=7.78
3.3) Organization - Section presentations were well prepared and organized.	Very Low or Never									Very High or Always	n=9	av.=7.67
3.4) Scope - The teaching assistant expanded on course ideas.	Very Low or Never									Very High or Always	n=9	av.=7.44
3.5) Interaction - Students felt welcome in seeking help in or outside of the class.	Very Low or Never									Very High or Always	n=9	av.=7.56
3.6) Communication Skills - The teaching assistant had good communication skills.	Very Low or Never									Very High or Always	n=9	av.=7.67
3.7) Value - The overall value of the sections justified your time and effort.	Very Low or Never									Very High or Always	n=9	av.=7.33
3.8) Overall - What is your overall rating of the teaching assistant?	Very Low or Never									Very High or Always	n=9	av.=7.56

4. Your View of Section Characteristics:

4.1) Difficulty (relative to other courses)	Low									High	n=10	av.=2.30
4.2) Workload/pace was	Too Slow									Too Much	n=10	av.=2.00
4.3) Integration of section with course was	Poor									Excellent	n=10	av.=2.30
4.4) Texts, required readings	Poor									Excellent	n=9	av.=2.33
4.5) Homework assignments	Poor									Excellent	n=8	av.=2.38
4.6) Graded materials, examinations	Poor									Excellent	n=9	av.=2.22
4.7) Lecture presentations	Poor									Excellent	n=9	av.=2.22
4.8) Class discussions	Poor									Excellent	n=10	av.=2.40