





J.H. BOEJERYD
Evaluation of Instruction Program Report
 22F: ECON 106FB LAB 1C: FINANCE LAB
 No. of responses = 5
 Enrollment = 32
 Response Rate = 15.63%

1. Background Information:


1.1) Year in School:




1.2) UCLA GPA:



1.3) Expected Grade:




1.4) What requirements does this course fulfill?




2. Preliminary Questions:

2.1) Approximately how many times did you attend the section?

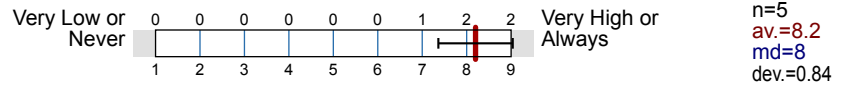


2.2) You saw the teaching assistant attending lectures.

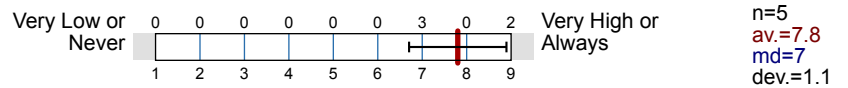


3. To What Extent Do You Feel That:

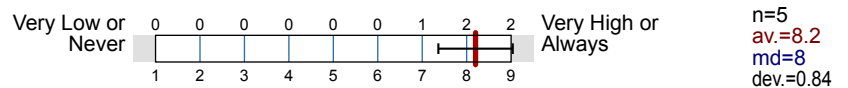
3.1) Teaching Assistant Knowledge - The T.A. was knowledgeable about the material.



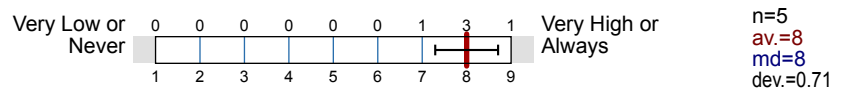
3.2) Teaching Assistant Concern - The T.A. was concerned about student learning.

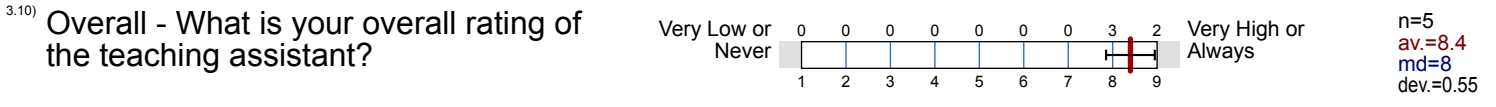
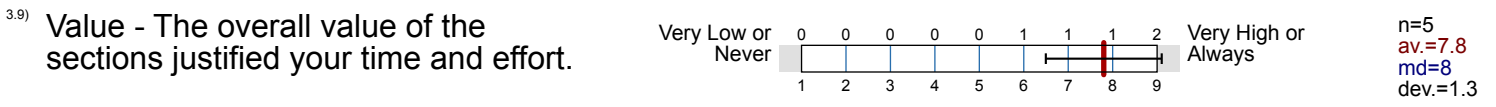
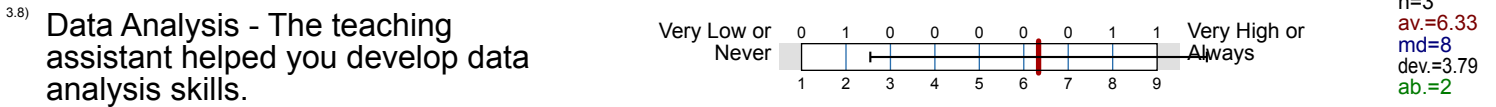
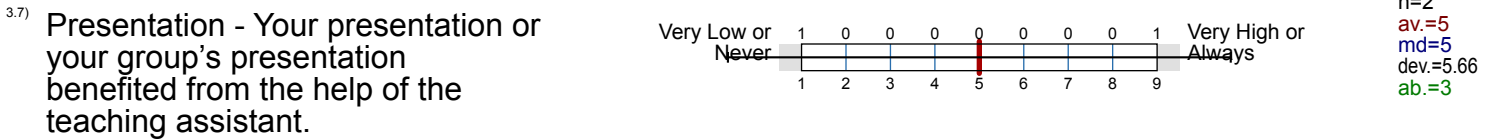
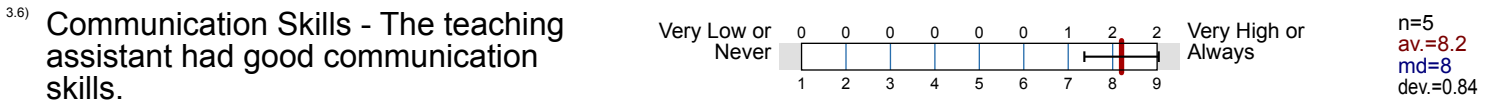
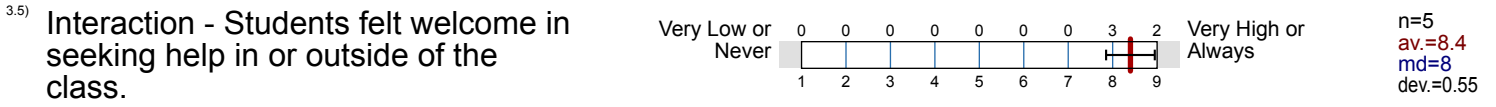


3.3) Organization - Section presentations were well prepared and organized.

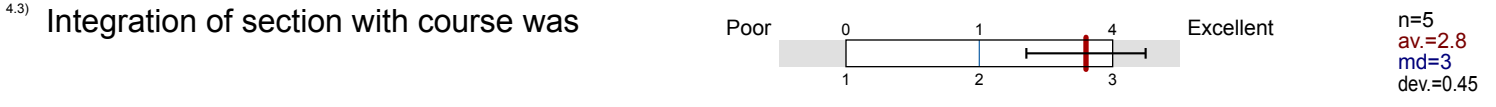
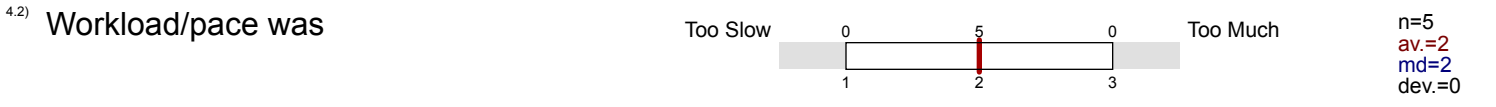
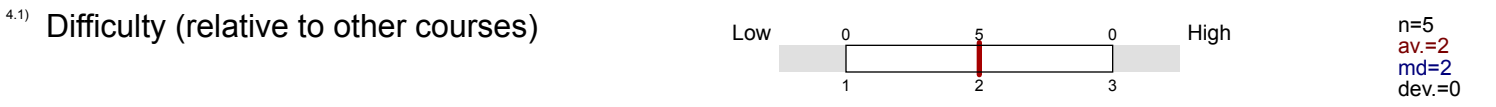


3.4) Scope - The teaching assistant expanded on course ideas.





4. Your View of Section Characteristics:

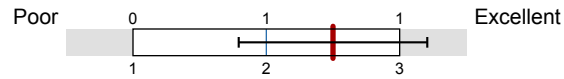


4.4) Texts, required readings



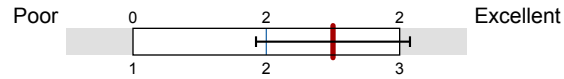
n=2
 av.=2.5
 md=2.5
 dev.=0.71
 ab.=3

4.5) Homework assignments



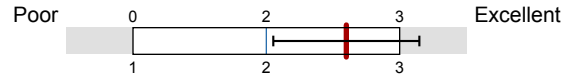
n=2
 av.=2.5
 md=2.5
 dev.=0.71
 ab.=3

4.6) Graded materials, examinations



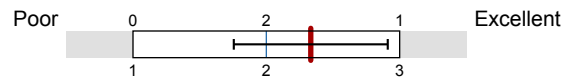
n=4
 av.=2.5
 md=2.5
 dev.=0.58
 ab.=1

4.7) Lecture presentations



n=5
 av.=2.6
 md=3
 dev.=0.55

4.8) Class discussions



n=3
 av.=2.33
 md=2
 dev.=0.58
 ab.=2

5. Comments:

5.1) Please identify what you perceive to be the real strengths and weaknesses of this teaching assistant and course.

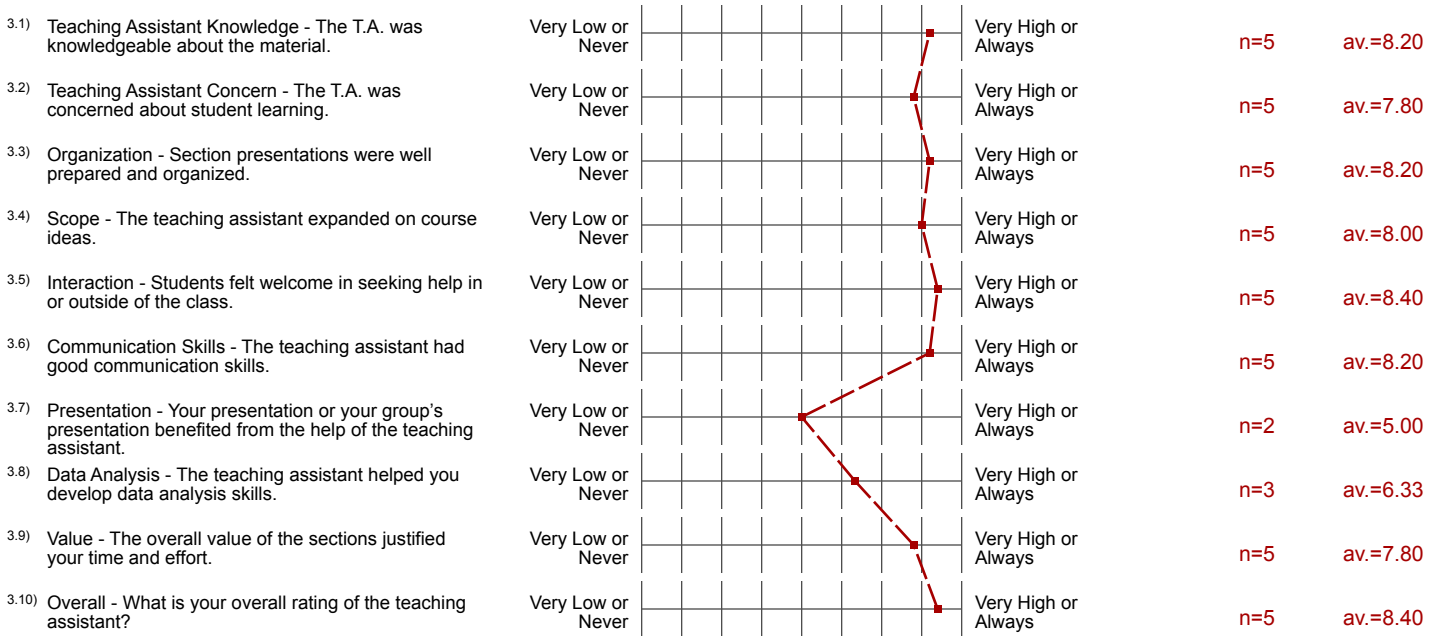
- I thought he gave great real world examples that helped us prepare for the exams
- Jesper was really knowledgeable and helped me understand the course material much better. However, sometimes he could go a bit fast.
- Mr Jesper provide us with very good after class summary and practice during the section.

Profile

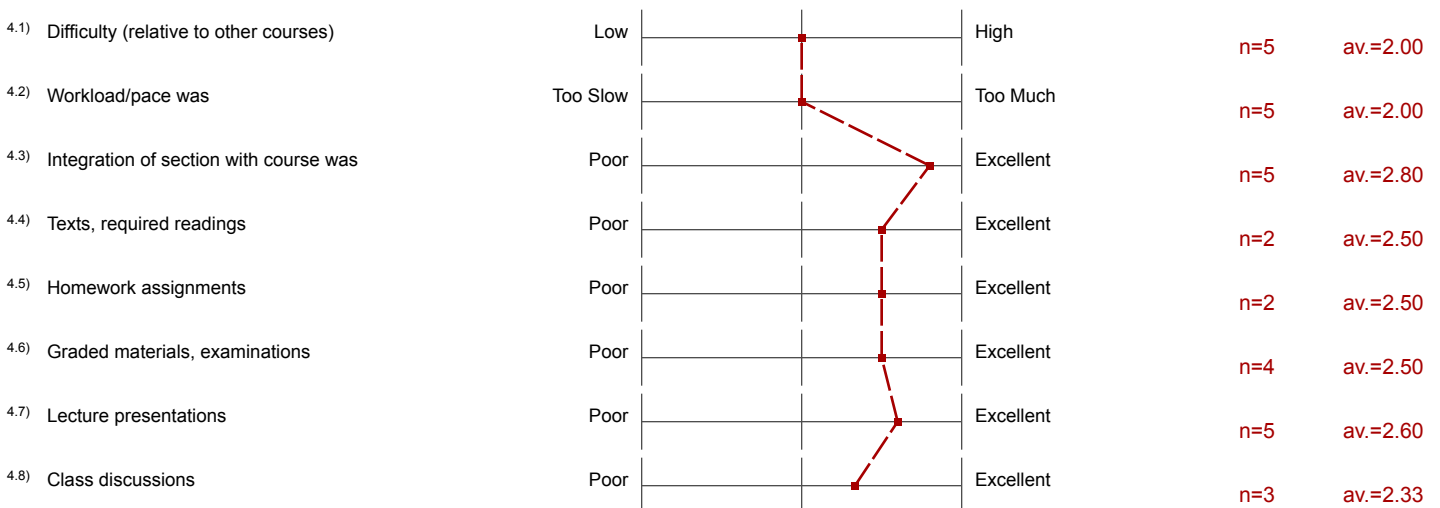
Subunit: **ECON**
 Name of the instructor: **J.H. BOEJERYD**
 Name of the course: **22F: ECON 106FB LAB 1C: FINANCE LAB**
 (Name of the survey)

Values used in the profile line: Mean

3. To What Extent Do You Feel That:



4. Your View of Section Characteristics:





J.H. BOEJERYD
Evaluation of Instruction Program Report
 22F: ECON 106FB LAB 1D: FINANCE LAB
 No. of responses = 1
 Enrollment = 33
 Response Rate = 3.03%

1. Background Information:

1.1) Year in School:

Freshman	<input type="text" value="0"/>	n=1
Sophomore	<input type="text" value="0"/>	
Junior	<input type="text" value="0"/>	
Senior	<input type="text" value="1"/>	
Graduate	<input type="text" value="0"/>	
Other	<input type="text" value="0"/>	

1.2) UCLA GPA:

Below 2.0	<input type="text" value="0"/>	n=1
2.0 - 2.49	<input type="text" value="0"/>	
2.5 - 2.99	<input type="text" value="0"/>	
3.0 - 3.49	<input type="text" value="1"/>	
3.5+	<input type="text" value="0"/>	
Not Established	<input type="text" value="0"/>	

1.3) Expected Grade:


A	<input type="text" value="1"/>	n=1
B	<input type="text" value="0"/>	
C	<input type="text" value="0"/>	
D	<input type="text" value="0"/>	
F	<input type="text" value="0"/>	
P	<input type="text" value="0"/>	
NP	<input type="text" value="0"/>	
?	<input type="text" value="0"/>	

1.4) What requirements does this course fulfill?


Major	<input type="text" value="1"/>	n=1
Related Field	<input type="text" value="0"/>	
G.E.	<input type="text" value="0"/>	
None	<input type="text" value="0"/>	

2. Preliminary Questions:

2.1) Approximately how many times did you attend the section?

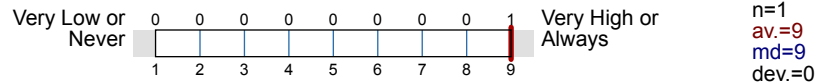


2.2) You saw the teaching assistant attending lectures.

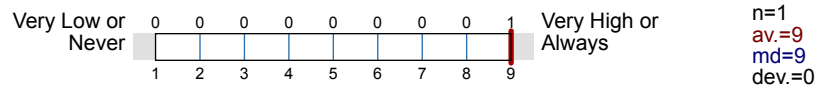


3. To What Extent Do You Feel That:

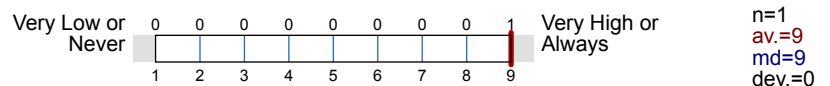
3.1) Teaching Assistant Knowledge - The T.A. was knowledgeable about the material.



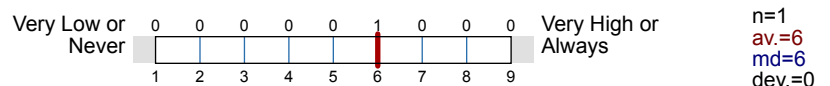
3.2) Teaching Assistant Concern - The T.A. was concerned about student learning.





3.3) Organization - Section presentations were well prepared and organized.

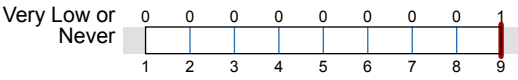



3.4) Scope - The teaching assistant expanded on course ideas.





3.5) Interaction - Students felt welcome in seeking help in or outside of the class.  n=1
av.=9
md=9
dev.=0

3.6) Communication Skills - The teaching assistant had good communication skills.  n=1
av.=9
md=9
dev.=0

3.7) Presentation - Your presentation or your group's presentation benefited from the help of the teaching assistant.  n=1
av.=9
md=9
dev.=0

3.8) Data Analysis - The teaching assistant helped you develop data analysis skills.  n=1
av.=1
md=1
dev.=0

3.9) Value - The overall value of the sections justified your time and effort.  n=1
av.=9
md=9
dev.=0

3.10) Overall - What is your overall rating of the teaching assistant?  n=1
av.=8
md=8
dev.=0

4. Your View of Section Characteristics:

- 4.1) Difficulty (relative to other courses) No responses were submitted for this question.
- 4.2) Workload/pace was No responses were submitted for this question.
- 4.3) Integration of section with course was No responses were submitted for this question.
- 4.4) Texts, required readings No responses were submitted for this question.
- 4.5) Homework assignments No responses were submitted for this question.
- 4.6) Graded materials, examinations No responses were submitted for this question.
- 4.7) Lecture presentations No responses were submitted for this question.
- 4.8) Class discussions No responses were submitted for this question.

5. Comments:

^{5.1)} Please identify what you perceive to be the real strengths and weaknesses of this teaching assistant and course.

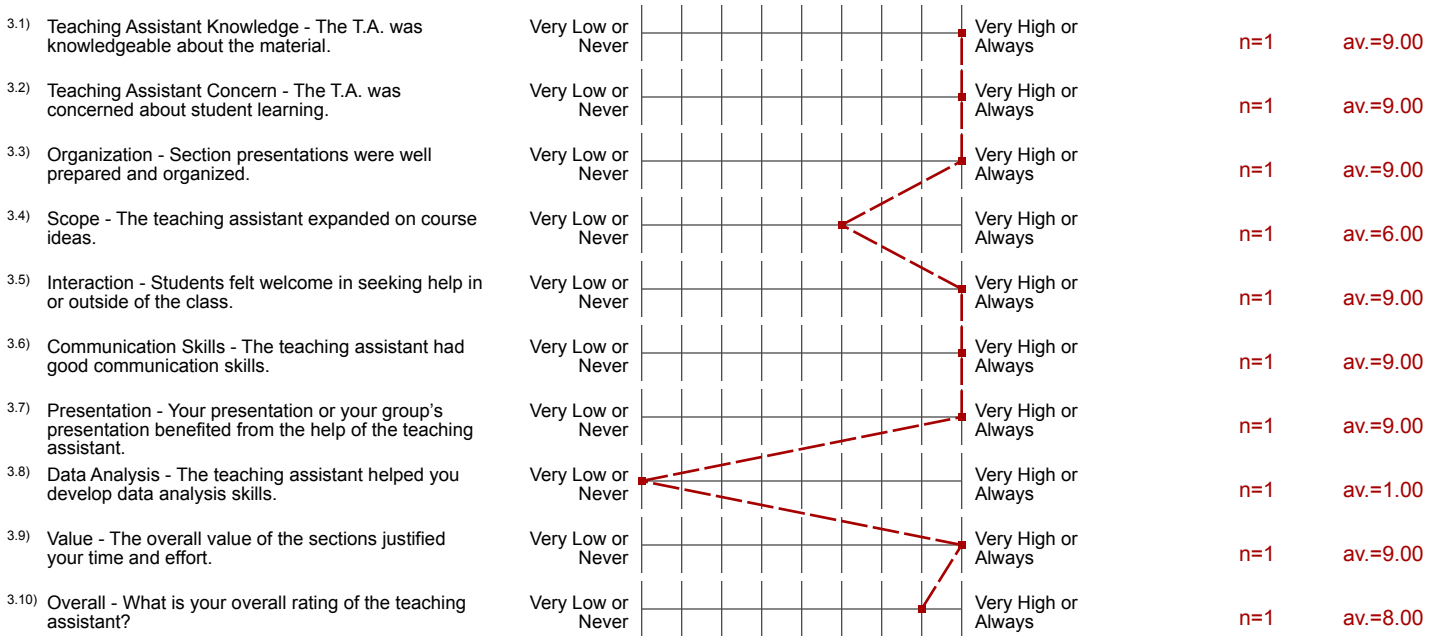
No responses were submitted for this question.

Profile


Subunit: **ECON**
 Name of the instructor: **J.H. BOEJERYD**
 Name of the course: **22F: ECON 106FB LAB 1D: FINANCE LAB**
 (Name of the survey)

Values used in the profile line: Mean

3. To What Extent Do You Feel That:



4. Your View of Section Characteristics:



(*) Note: If the number of responses to a question is too low the evaluation will not be displayed in the profile line.