





J.H. BOEJERYD
Evaluation of Instruction Program Report
 22W: ECON 41 DIS 3B: STATS-ECONOMISTS
 No. of responses = 4
 Enrollment = 22
 Response Rate = 18.18%

1. Background Information:


1.1) Year in School:




1.2) UCLA GPA:



1.3) Expected Grade:

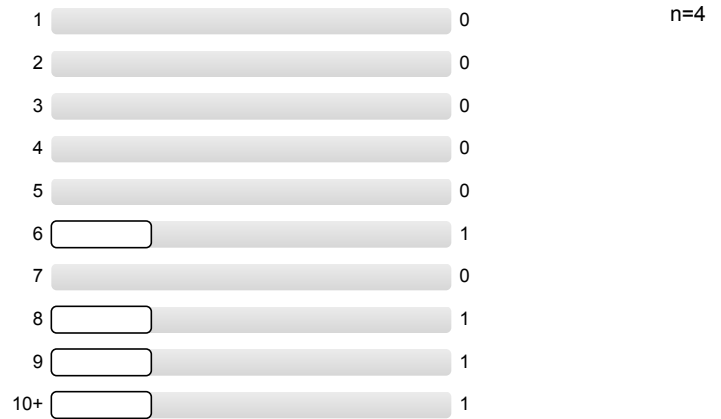


1.4) What requirements does this course fulfill?




2. Preliminary Questions:


2.1) Approximately how many times did you attend the assigned section?



2.2) If you primarily attended a section that is not assigned to you, what was your primary reason for doing so?

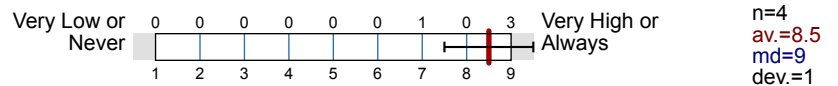


2.3) You saw the TA of the assigned section attending lectures.

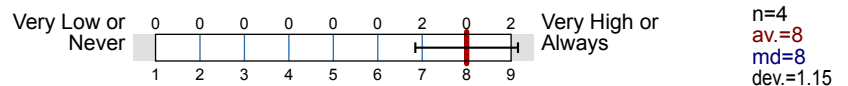


3. To What Extent Do You Feel That:

3.1) Teaching Assistant Knowledge - The T.A. was knowledgeable about the material.



3.2) Teaching Assistant Concern - The T.A. was concerned about student learning.

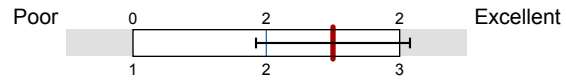


3.3)	Organization - Section presentations were well prepared and organized.		n=4 av.=8.5 md=9 dev.=1
3.4)	Scope - The teaching assistant expanded on course ideas.		n=4 av.=7.25 md=7 dev.=1.5
3.5)	Interaction - Students felt welcome in seeking help in or outside of the class.		n=4 av.=7.75 md=8 dev.=1.5
3.6)	Communication Skills - The teaching assistant had good communication skills.		n=4 av.=7.5 md=8 dev.=1.91
3.7)	Value - The overall value of the sections justified your time and effort.		n=4 av.=7 md=8 dev.=2.83
3.8)	Overall - What is your overall rating of the teaching assistant?		n=4 av.=7.5 md=8 dev.=1.91

4. Your View of Section Characteristics:

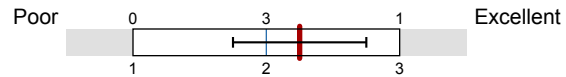
4.1)	Difficulty (relative to other courses)		n=4 av.=2.75 md=3 dev.=0.5
4.2)	Workload/pace was		n=4 av.=2.25 md=2 dev.=0.5
4.3)	Integration of section with course was		n=4 av.=2.25 md=2.5 dev.=0.96
4.4)	Texts, required readings		n=3 av.=2 md=2 dev.=0 ab.=1

4.5) Homework assignments



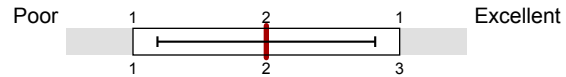
n=4
 av.=2.5
 md=2.5
 dev.=0.58

4.6) Graded materials, examinations



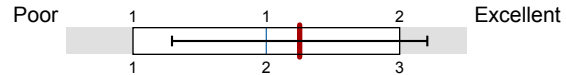
n=4
 av.=2.25
 md=2
 dev.=0.5

4.7) Lecture presentations



n=4
 av.=2
 md=2
 dev.=0.82

4.8) Class discussions



n=4
 av.=2.25
 md=2.5
 dev.=0.96

5. Comments:

5.1) Please identify what you perceive to be the real strengths and weaknesses of this teaching assistant and course.

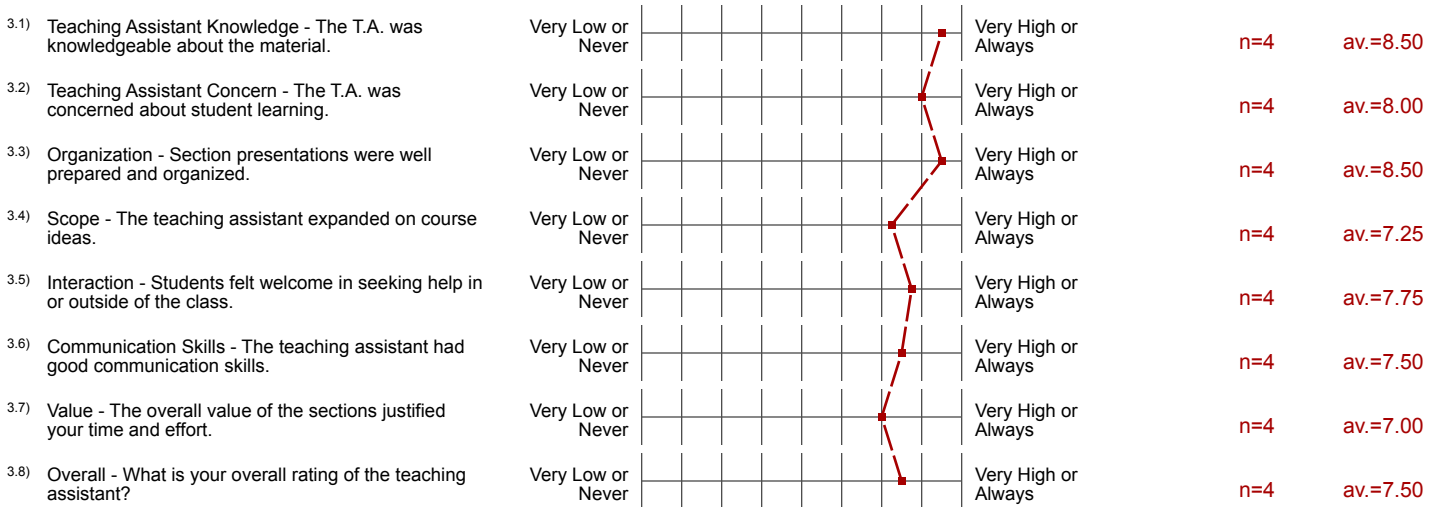
- His handwriting is very hard to read.
- I think that he accomplished his job as a TA. He was not amazing but he was not bad. He did what was expected of him, nothing more, nothing less.
- Jesper was really helpful. I really appreciated that he would always record the discussion section, and would encourage us to ask questions, both in person and through the zoom chat. He would also work through many example problems in the discussions, and this helped me see how to approach these certain problems.

Profile

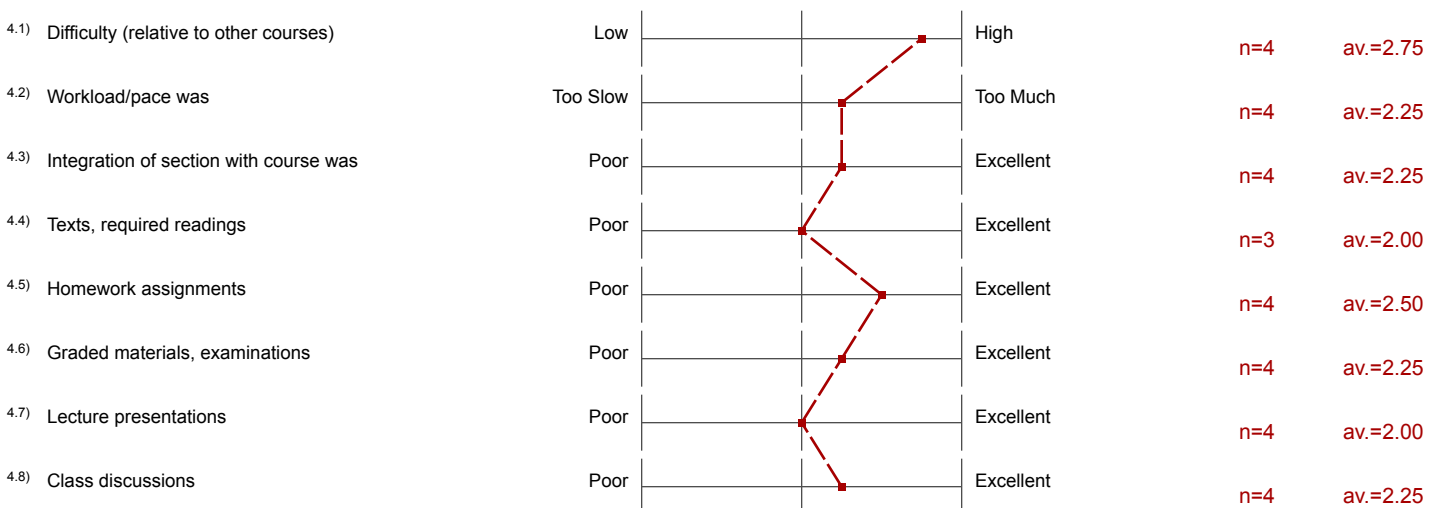
Subunit: **ECON**
 Name of the instructor: **J.H. BOEJERYD**
 Name of the course: **22W: ECON 41 DIS 3B: STATS-ECONOMISTS**
 (Name of the survey)

Values used in the profile line: Mean

3. To What Extent Do You Feel That:



4. Your View of Section Characteristics:







J.H. BOEJERYD
Evaluation of Instruction Program Report
 22W: ECON 41 DIS 3C: STATS-ECONOMISTS
 No. of responses = 7
 Enrollment = 23
 Response Rate = 30.43%

1. Background Information:

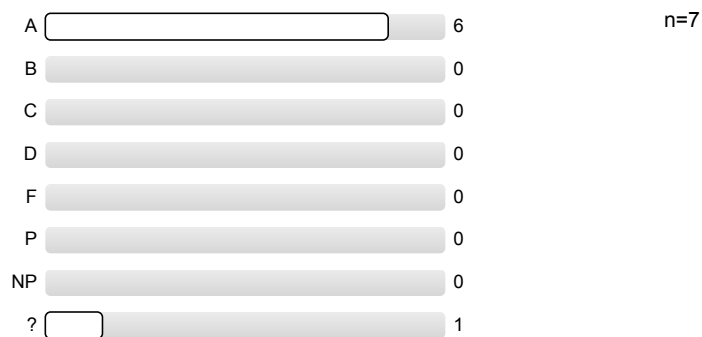
1.1) Year in School:




1.2) UCLA GPA:



1.3) Expected Grade:




1.4) What requirements does this course fulfill?




2. Preliminary Questions:


2.1) Approximately how many times did you attend the assigned section?



2.2) If you primarily attended a section that is not assigned to you, what was your primary reason for doing so?

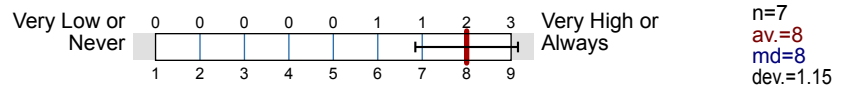


2.3) You saw the TA of the assigned section attending lectures.

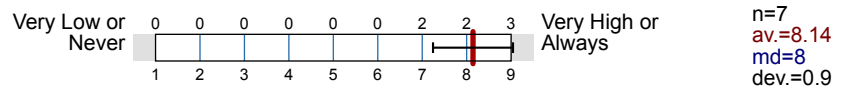


3. To What Extent Do You Feel That:

3.1) Teaching Assistant Knowledge - The T.A. was knowledgeable about the material.



3.2) Teaching Assistant Concern - The T.A. was concerned about student learning.

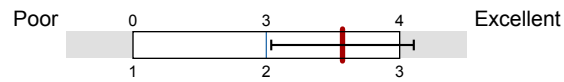


3.3)	Organization - Section presentations were well prepared and organized.		n=7 av.=8.14 md=8 dev.=0.9
3.4)	Scope - The teaching assistant expanded on course ideas.		n=7 av.=7.86 md=8 dev.=1.46
3.5)	Interaction - Students felt welcome in seeking help in or outside of the class.		n=7 av.=8.14 md=8 dev.=0.9
3.6)	Communication Skills - The teaching assistant had good communication skills.		n=7 av.=8.14 md=8 dev.=0.9
3.7)	Value - The overall value of the sections justified your time and effort.		n=7 av.=8.29 md=8 dev.=0.76
3.8)	Overall - What is your overall rating of the teaching assistant?		n=7 av.=8.29 md=8 dev.=0.76

4. Your View of Section Characteristics:

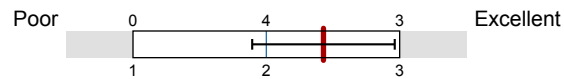
4.1)	Difficulty (relative to other courses)		n=7 av.=2.29 md=2 dev.=0.49
4.2)	Workload/pace was		n=7 av.=2 md=2 dev.=0
4.3)	Integration of section with course was		n=7 av.=2.57 md=3 dev.=0.53
4.4)	Texts, required readings		n=5 av.=2.4 md=2 dev.=0.55 ab.=2

4.5) Homework assignments



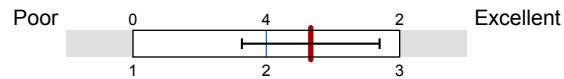
n=7
 av.=2.57
 md=3
 dev.=0.53

4.6) Graded materials, examinations



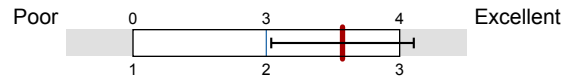
n=7
 av.=2.43
 md=2
 dev.=0.53

4.7) Lecture presentations



n=6
 av.=2.33
 md=2
 dev.=0.52
 ab.=1

4.8) Class discussions



n=7
 av.=2.57
 md=3
 dev.=0.53

5. Comments:

5.1) Please identify what you perceive to be the real strengths and weaknesses of this teaching assistant and course.

- He was awesome. I bet if he was the prof instead of Sheng the class average would be 10% higher
- I felt the TA was very knowledgeable and helped in my understanding of the material a lot. The TA was great in clarifying confusing subjects and contributed to my learning in a large way.
- I love how the TA reviews over key concepts and talks about certain homework questions in discussion sections. I find this organization very helpful, and I encourage to follow this structure in future discussion sections. Recording the discussion sections were also helpful for me to look back at recordings if I have any confusion or due to certain reasons I was not able to attend the discussion. An improvement can be having a review session before midterms and finals, going over key ideas from each lecture and summarizing them. The TA can also supply additional questions for us to practice for homework or tests to enhance understanding.
- I think Jesper's strength is that he is very knowledgeable about the course content. His discussion section helped me tremendously on homework and his sections helped me review of the materials that were taught during lecture. He always asks if there are any questions and clearly responds to them. The only thing that I wished he did was post his notes on Bruinlearn so I could access his discussion notes quicker instead of rewatching the recorded discussions. Overall, I enjoyed having Jesper as my TA and he helped me a lot throughout this econ course.
- Jesper was very helpful to students and his discussions were useful for understanding the homework and the main topics of the lecture.
- Strong math background, helped us conceptualize the material

Profile

Subunit: **ECON**
 Name of the instructor: **J.H. BOEJERYD**
 Name of the course: **22W: ECON 41 DIS 3C: STATS-ECONOMISTS**
 (Name of the survey)

Values used in the profile line: Mean

3. To What Extent Do You Feel That:

3.1) Teaching Assistant Knowledge - The T.A. was knowledgeable about the material.	Very Low or Never									Very High or Always	n=7	av.=8.00
3.2) Teaching Assistant Concern - The T.A. was concerned about student learning.	Very Low or Never									Very High or Always	n=7	av.=8.14
3.3) Organization - Section presentations were well prepared and organized.	Very Low or Never									Very High or Always	n=7	av.=8.14
3.4) Scope - The teaching assistant expanded on course ideas.	Very Low or Never									Very High or Always	n=7	av.=7.86
3.5) Interaction - Students felt welcome in seeking help in or outside of the class.	Very Low or Never									Very High or Always	n=7	av.=8.14
3.6) Communication Skills - The teaching assistant had good communication skills.	Very Low or Never									Very High or Always	n=7	av.=8.14
3.7) Value - The overall value of the sections justified your time and effort.	Very Low or Never									Very High or Always	n=7	av.=8.29
3.8) Overall - What is your overall rating of the teaching assistant?	Very Low or Never									Very High or Always	n=7	av.=8.29

4. Your View of Section Characteristics:

4.1) Difficulty (relative to other courses)	Low									High	n=7	av.=2.29
4.2) Workload/pace was	Too Slow									Too Much	n=7	av.=2.00
4.3) Integration of section with course was	Poor									Excellent	n=7	av.=2.57
4.4) Texts, required readings	Poor									Excellent	n=5	av.=2.40
4.5) Homework assignments	Poor									Excellent	n=7	av.=2.57
4.6) Graded materials, examinations	Poor									Excellent	n=7	av.=2.43
4.7) Lecture presentations	Poor									Excellent	n=6	av.=2.33
4.8) Class discussions	Poor									Excellent	n=7	av.=2.57